


## STAIRTEC SI

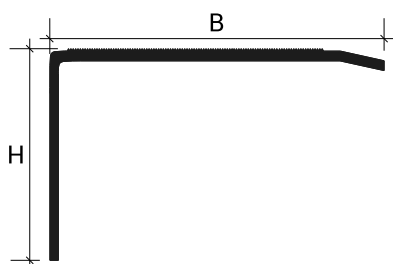
### PRODUCT DESCRIPTION



Engineered to withstand mechanical impact and chemical corrosion, the STAIRTEC SI profile is an optimal stair nosing solution. Equipped with a non-slip mineral grain strip, it ensures high safety standards. This profile is particularly suited for retrofitting stairs in commercial and industrial renovations. STAIRTEC SI profiles can be installed with adhesive or flathead screws. The non-slip mineral grain strip must be ordered separately and should be applied when the profile installation is complete.

### TECHNICAL FEATURES

Length: 2,70 meters



Stainless Steel

### MATERIAL DESCRIPTION

#### Stainless Steel

Steel profiles are made by cold forming sheets of constant thickness, thus differing from the corresponding aluminum and brass versions made by hot extrusion, while maintaining their application and dimensional characteristics. Stainless steel effectively resists high mechanical stress and is particularly suitable for use in the chemical, food, and hospital sectors, where hygiene, durability, and chemical resistance are essential. Normally produced with a semi-gloss finish, a brushed finish can also be achieved by partially removing material using rotating nylon and quartz fiber brushes. This process gives the surface a matte appearance without altering its characteristics.

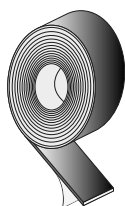
AISI 304 STAINLESS STEEL - EN X 5 CrNi 18 10 - DIN 1.4301:

This steel belongs to the AUSTENITIC category and is the most widespread and commonly used alloy for products requiring high technical and performance characteristics. It is highly resistant to most chemical agents but may stain or darken superficially; a standard polishing product is sufficient to restore its original appearance.



IL

## ACCESSORIES



SWH25

stairtec >> SI in Stainless Steel AISI 304 - DIN 1.4301 - Polished		
Item	HxB mm	Finish
SI400IL270	25x40	IL - Polished

## Self-adhesive profiles

### APPLICATION

1. Check that the substrate is solid, flat, clean, degreased and dry, verifying that the application temperature is not lower than 15°C in case of gluing;
2. Cut the profile to the required length;
3. Apply the adhesive (FIXXTEC) to the part of the profile to be adhesived, or remove the protective paper from the adhesive for self-adhesive versions, and position the profile correctly without further adjustments;
4. Apply the profile with uniform pressure without hammering;
5. Remove any adhesive residue from the profile immediately.

## Profiles applied with screws and plugs

### APPLICATION

1. Cut the profile to the required length;
2. Position the profile and mark the position of the holes, possibly using the holes present in the profile if in the perforated version;
3. Insert the dowels if the support requires it, fix the profile using countersunk screws (for threshold cover profiles use 3 mm diameter screws and 5 x 25 mm dowels).

### CLEANING AND MAINTENANCE

#### STAINLESS STEEL:

Stainless steel is easy to clean and very hygienic because of its smooth, nonporous surface, which hinders the growth of bacteria. To keep it in good condition, simply wash it with warm soapy water, rinse it thoroughly and dry it with a soft cloth. If exposed to weathering, periodic cleaning is recommended to prevent corrosion. Brushed surfaces should be cleaned in the direction of brushing. In case of scratches, a specific polish can be used with a soft cloth. Avoid cleaning agents containing hydrochloric acid, hydrofluoric acid or bleach, as well as abrasive products. Do not leave ordinary steel objects in contact with stainless steel to prevent contamination and rust stains. Also, do not leave damp patches or sponges on the surface to prevent water halos.

**Profilitec S.p.A.**  
Via Scotte, 3 - 36033 Isola Vicentina (Vicenza), ITALY  
Tel: +39 0444 268311  
e-mail: [profilitec@profilitec.com](mailto:profilitec@profilitec.com)

**Profilitec Corp.**  
e-mail: [customerservice@profilitec.com](mailto:customerservice@profilitec.com)  
**Profilitec Ibérica, S.L.U.**  
e-mail: [iberica@profilitec.com](mailto:iberica@profilitec.com)

**Profilitec France**  
e-mail: [france@profilitec.com](mailto:france@profilitec.com)

## WARNINGS

These profiles must be handled with care, taking care to use cut-resistant gloves. The instructions and requirements contained herein, while based on our experience, are to be considered purely indicative and must be confirmed by exhaustive practical applications. Profilitec declines all responsibility for any damage to persons or property resulting from improper use of the product. The user is responsible for determining whether or not the product is suitable for use and assumes all responsibility for any damage resulting from incorrect installation of the material.

## BILL OF QUANTITIES ITEM

Supply and installation of profile in \_\_\_\_\_ (material), with finish \_\_\_\_\_  
 \_\_\_\_\_ (see Material Description section) of characteristic size \_\_\_\_\_ mm. Profile suitable for  
 the application of a carborundum non-slip insert.

Family type \_\_\_\_\_ of the Profilitec company as a step nosing profile for protecting the covering to  
 be supplied and installed properly, following the methods and fields of application suggested by the manufacturer.

Profile length: 2700 mm

Profile SKU: \_\_\_\_\_

Material: \_\_\_\_\_ €/m

Installation: \_\_\_\_\_ €/m

Totale price: \_\_\_\_\_ €/m